

### Stock Data

Listing: SGX Mainboard - 14 Feb 07  
Market Capitalisation: ~S\$3.1b (US\$2.2b)  
52-Wk Hi/Low: S\$2.62 – S\$0.45  
Shares Outstanding: 1,438.8m  
Bloomberg | Reuters Ticker: IFAR SP | IFAR.SI

### Substantial Shareholder

PT Indofood Sukses Makmur Tbk – 58.2%

### Key Contacts

Mark Wakeford, CEO and Director  
[markwakeford@indofoodagri.com](mailto:markwakeford@indofoodagri.com)  
Mak Mei Yook, CFO  
[makmy@indofoodagri.com](mailto:makmy@indofoodagri.com)  
Isaac Chow, IR Manager  
[chowcs@indofoodagri.com](mailto:chowcs@indofoodagri.com)

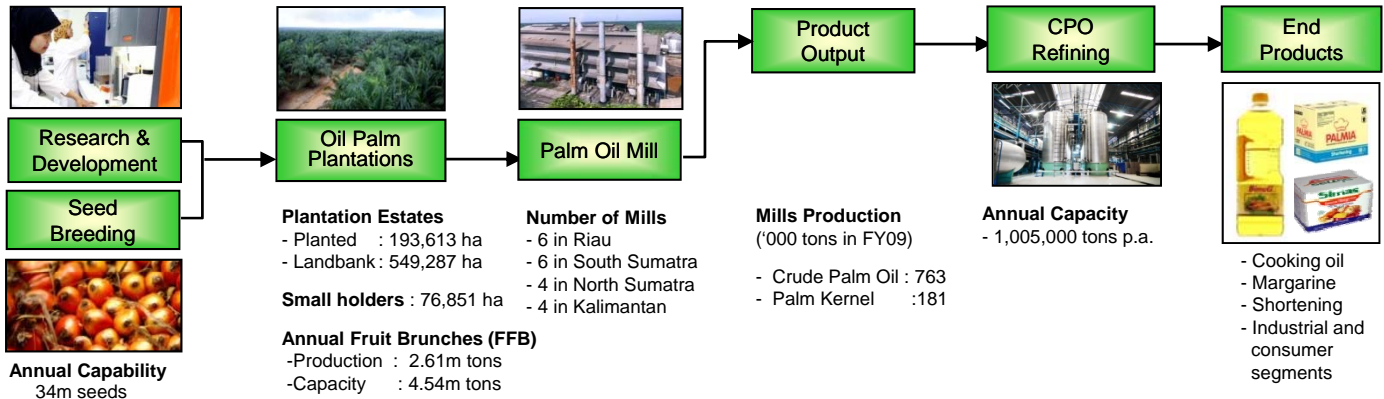
### Listed Subsidiary

PT PP London Sumatra Tbk ("LSIP")  
[www.londonsumatra.com](http://www.londonsumatra.com)

Last updated February 2010

## INTEGRATED AGRIBUSINESS WITH LEADING BRANDS

IndoAgri follows a vertically integrated agribusiness model. Our principal activities span research & development, oil palm seed breeding, oil palm cultivation and milling, in addition to refining, branding and marketing of cooking oil, margarine, shortening and other palm oil derivative products. Today, the Group has garnered leading market shares in the Indonesian branded cooking oil (Bimoli) and shortening & margarine (Palma, Simas) markets. The Group also engages in the cultivation of other crops such as rubber, sugar cane, cocoa and tea.



## COMPETITIVE STRENGTHS

- One of the largest oil palm plantations owner in Indonesia with 549,287 ha land bank
- One of the highest CPO yields / hectare and low cost CPO producer
- Owns a large variety of mother palms with the capacity to produce up to 34m high quality seedlings
- Established R & D program for oil palm breeding, with modern technology and highly qualified personnel
- Filed world's first patent application to produce F1 oil palm hybrids
- Owns Indonesia household cooking oil and margarine brands and commands leading market shares in branded cooking oil and margarine markets
- Extensive distribution network of 120 distributors and direct sales channels, serving ~255,000 retail outlets throughout Indonesia

## STRATEGY AND FUTURE PLANS

### Expand Oil Palm and Sugar Cane Plantations

- Continue to expand oil palm plantations, 11,773 ha new plantings of oil palm in 2009.
- Completed two 45 MT FFB per hour oil palm mills in Kalimantan in July 2009
- Continue to invest in plantation R&D to improve yields, optimize potential of F1 oil palm hybrids, and improve long term competitive advantages
- Expand total sugar cane planted area from 8,672 ha to 18,600 ha
- Commence production in new sugar factory at South Sumatra with capacity of 8,000 TCD\* in Q3 2010.

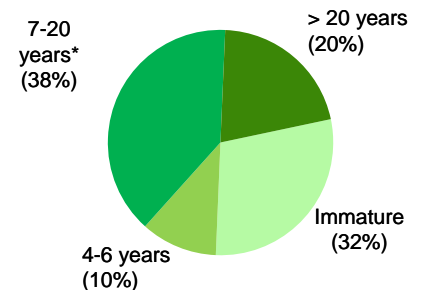
### Strengthen Brands' Identity, Expand Capacity

- Strengthen brands' identity and loyalty through A&P and relationship building programs
- Introduce value added products and develop new product extensions to meet changing consumer preferences and capture new markets
- Expand distribution network to assure product availability
- Further strengthen position in high-end markets which have higher growth potential
- Construct a new refinery in Jakarta Port facilities with capacity up to 420,000 metric tons per annum, target completion in Q4 2010.

\* TCD: Total Cane per Day

## PLANTATION MATURITY PROFILE

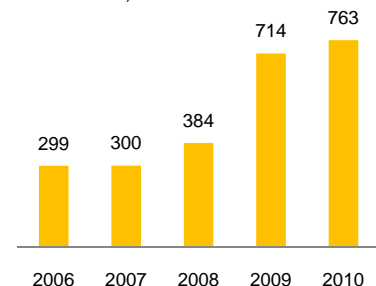
(based on planted area of 187,242ha @ 30 Sept'09)



\* highest-yielding age group

## ANNUAL CPO PRODUCTION

('000 metric tons)



## FINANCIAL HIGHLIGHTS

(Rp' billion)	FY09	FY08	Chg
Revenue	9,040	11,840	(24%)
EBITDA	2,985	3,088	(3%)
Operating Profit	3,264	1,864	75%
Net Profit -Equity Holders	1,527	795	92%
Adj. Net Profit -Equity Holders*	1,223	1,240	(1%)
EBITDA %	33%	26%	

\* Excluding net effect of fair value gain or losses on biological assets

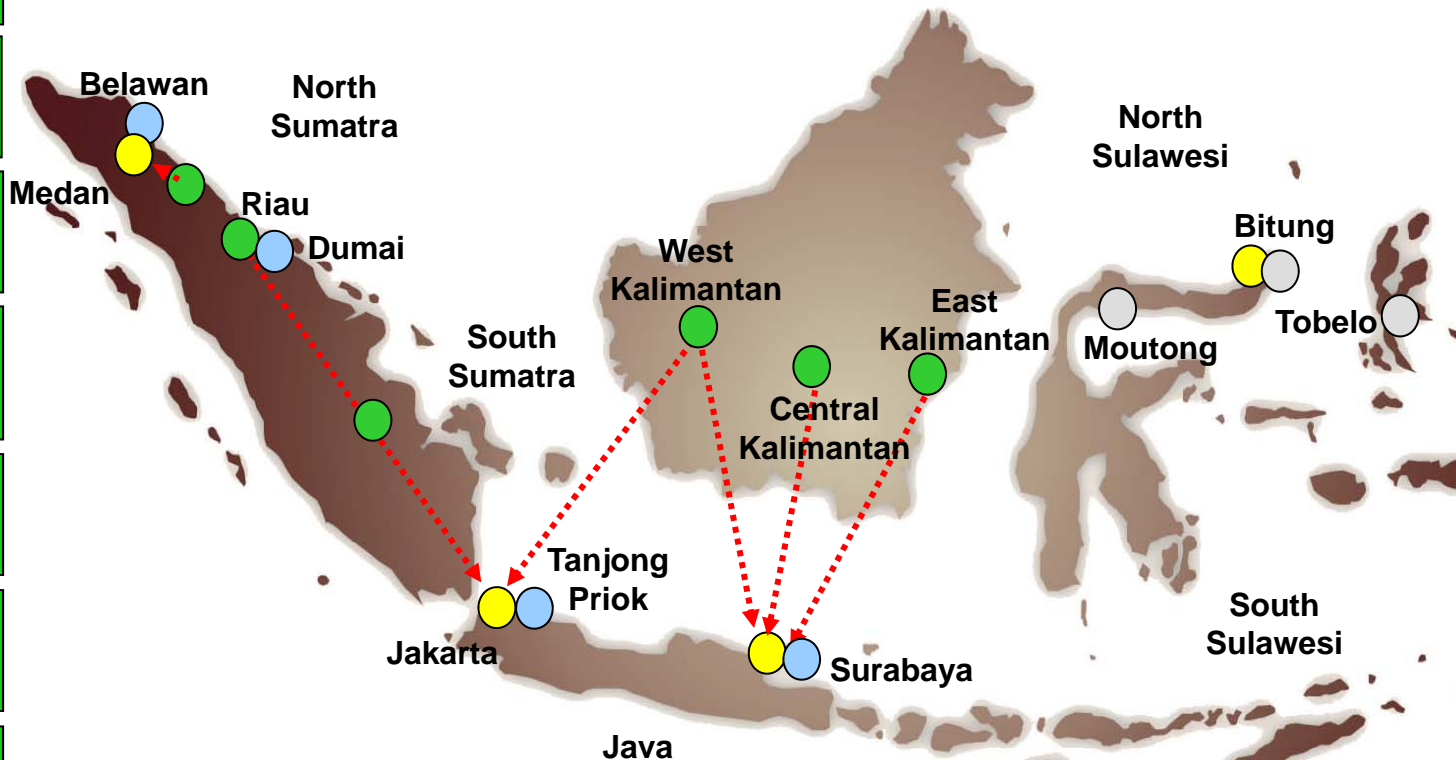
## FINANCIAL POSITION

(Rp' billion)	@ 31 Dec 09	@ 31 Dec 08
Cash	1,802	2,408
Total Debt	6,959	6,257
Net Debt	5,157	3,849
Total Assets	23,648	20,863
Total Equity (incl. MI)	12,979	10,976
Net Debt / Total Equity Ratio	0.40x	0.35x

# Strategically Located Refineries & Plantations

## PLANTATION LAND BANK

<b>Riau</b> 60,985 Ha
<b>North Sumatra</b> 42,454 Ha
<b>South Sumatra</b> 218,387 Ha
<b>West Kalimantan</b> 91,402 Ha
<b>Central Kalimantan</b> 33,700 Ha
<b>East Kalimantan</b> 90,075 Ha
<b>Java</b> 5,708 Ha
<b>Sulawesi</b> 6,576 Ha



## TANK FARMS

<b>Belawan</b> 16 units of tanks 26,150 MT	<b>Tanjung Priok</b> 22 units of tanks 69,200 MT
<b>Dumai</b> 10 units of tanks 27,500 MT	<b>Surabaya</b> 2 units of tanks 5,500 MT

## REFINERY

<b>Medan *</b> Refinery 172,500 Fractionation 33,000
<b>Jakarta *</b> Refinery 247,500 Fractionation 186,000 Margarine 178,500
<b>Surabaya *</b> Refinery 375,000 Fractionation 216,000 Margarine 150,000
<b>Bitung *</b> Refinery 210,000 Fractionation 90,000
<b>COPRA CRUSHING PLANT</b>
<b>Moutong *</b> Copra Mill 90,000
<b>Bitung *</b> Copra Mill 135,000
<b>Tobelo *</b> Copra Mill 45,000

- Plantations
- Tank Farms
- Refinery
- Copra Crushing Plants
- - - - - Supply Line

Notes:-  
\* In metric tons per year